

---

# **contentrules.slack**

***Release 1.0.0a1***

**Pendect Tech**

**Apr 24, 2020**



# CONTENTS

<b>1</b>	<b>Contents</b>	<b>3</b>
1.1	contentrules.slack . . . . .	3
1.2	Usage . . . . .	4
1.3	Contributors . . . . .	12
1.4	Changelog . . . . .	12



`contentrules.slack` is a package providing a [Plone](#) content rules action to post a message on a Slack channel.



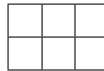
## CONTENTS

## 1.1 contentrules.slack

`contentrules.slack` is a package providing a [Plone](#) content rules action to post a message on a Slack channel.

Read the whole [documentation](#).

### 1.1.1 Code Health



### 1.1.2 Installation

Install `contentrules.slack` by adding it to your buildout:

```
[buildout]

...

eggs =
    contentrules.slack
```

and then running buildout:

```
$ bin/buildout
```

### 1.1.3 Translations

This product has been translated into:

- English (Érico Andrei)
- Português do Brasil (Rudá Porto)
- Deutsch (Yael Biran)
- Español (Álvaro Hurtado Mochón)

### 1.1.4 Contribute

- Issue Tracker: <https://github.com/collective/contentrules.slack/issues>
- Source Code: <https://github.com/collective/contentrules.slack>

### 1.1.5 Support

If you are having issues, please let us know:

### 1.1.6 License

The project is licensed under the GPLv2.

### 1.1.7 One Last Thing

Originally Made in Berlin, with love, by your friends @ Briefy.

Now maintained by [Pendect](#).

## 1.2 Usage

Content rules action to post a message on Slack.

### 1.2.1 New content rule

Go to the Site Setup, then click on Content Rules.

Click on **Add content rule** and a form to create a new content rule will be displayed.

We are going to create a content rule to report every time an user logs in to a Plone portal.

After saving the form, it will be possible to configure the conditions and actions of this content rule.

For this example we will only add an action to **Post a message to Slack**, select this option and click **Add**

This will bring a form to configure the content rule action.

Here is a breakdown of how fields setting in this form will affect the message on Slack.

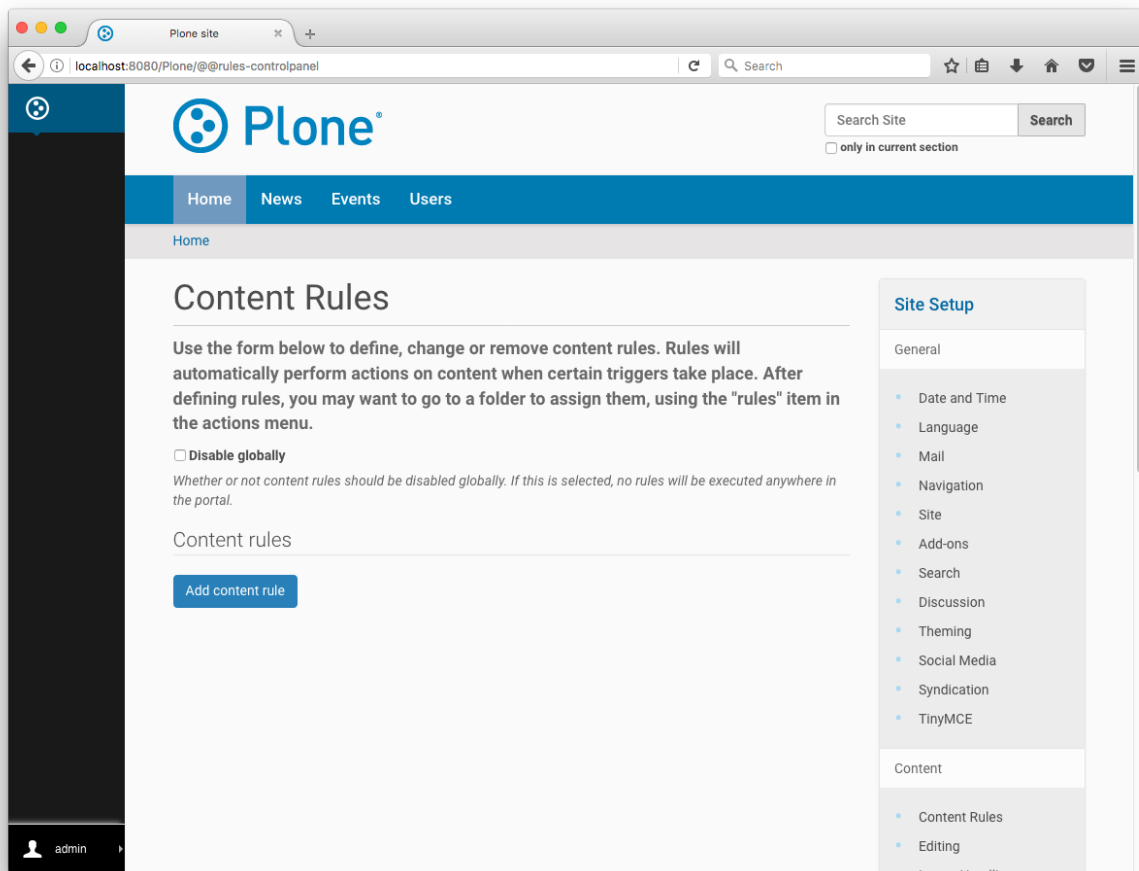
It is possible to use variables on some fields, as displayed here.

Saving the action form, will bring us back to the content rule configuration.

Now, apply this rule to the whole site.

The next user login will sent a message on the Slack channel.

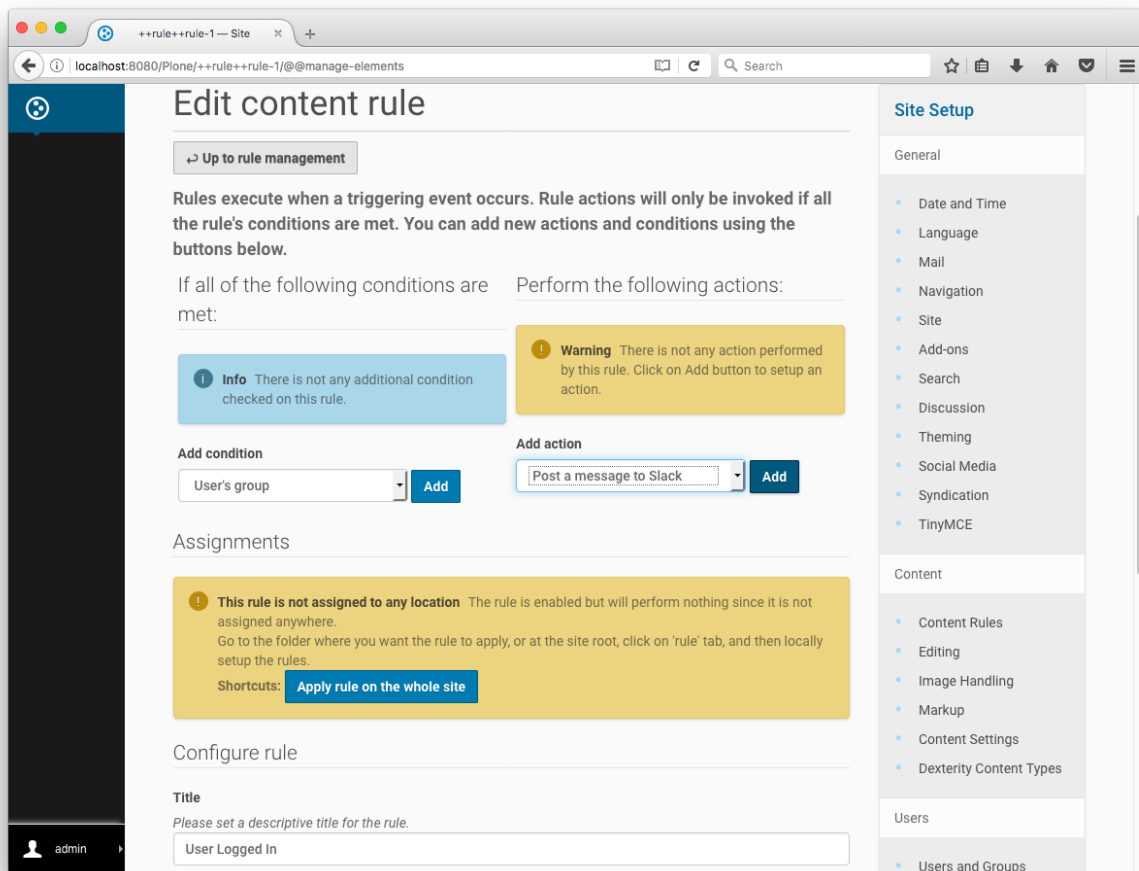




The screenshot shows a web browser window with the address bar displaying `localhost:8080/plone/+rule/plone.ContentRule`. The page title is "Add Rule". At the top left, there is a "Site Setup" button. The main content area contains the following fields and options:

- Title:** A text input field with the value "User Logged In". Above it is a red bullet point and the text "Please set a descriptive title for the rule."
- Description:** A text area with the value "Report a user login on Slack". Above it is the text "Enter a short description of the rule and its purpose."
- Triggering event:** A dropdown menu with the value "User Logged In". Above it is a red bullet point and the text "The rule will execute when the following event occurs."
- Enabled:** A checked checkbox. Above it is the text "Whether or not the rule is currently enabled".
- Stop executing rules:** An unchecked checkbox. Above it is the text "Whether or not execution of further rules should stop after this rule is executed".
- Cascading rule:** An unchecked checkbox. Above it is the text "Whether or not other rules should be triggered by the actions launched by this rule. Activate this only if you are sure this won't create infinite loops."

At the bottom of the form are "Save" and "Cancel" buttons. On the right side, there is a "Site Setup" sidebar with a list of categories: General, Content, and Users. Under "General", there are links to Date and Time, Language, Mail, Navigation, Site, Add-ons, Search, Discussion, Theming, Social Media, Syndication, and TinyMCE. Under "Content", there are links to Content Rules, Editing, Image Handling, Markup, Content Settings, and Dexterity Content Types. Under "Users", there are no visible links.



**Add Slack Action**

[↩ Site Setup](#)

Action to post a message to a Slack channel.

Contents in the channel, pretext, title, text and fields may be replaced with "{\$}" variables from the table on the bottom of this form.

**Webhook url** • URL configuration for this integration. i.e.: "https://hooks.slack.com/services/T00000000/B00000000/YYYYYYYYYYYYYYYYYYYYYYY"

**Channel** • Channel to receive the message. eg.: "#plone-rulez"

**Pretext** This is optional text that appears above the message attachment block.

**Title** • The title is displayed as larger, bold text near the top of a message attachment.

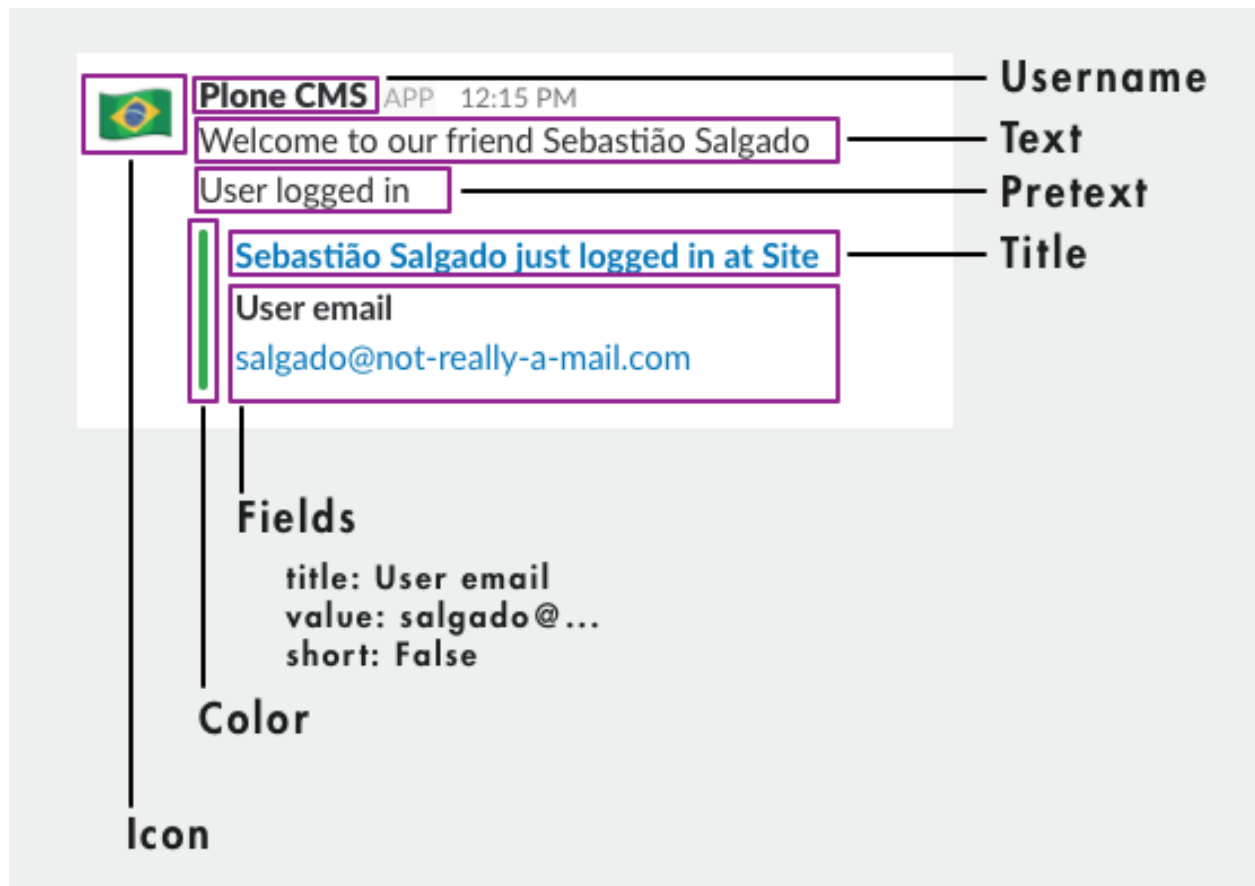
**Title Link** Link to be added to the title. i.e.: "{\$absolute\_url}"

**Text** • This is the main text in a message attachment.

**Color** Color of the message. Valid values are "good", "warning", "danger" or any hex color code (eg. #439FE0)

**Icon** Icon to be displayed on the message. eg.: "flag-br:"

**Username** • Name to be displayed as the author of this message.



Webhook url • URL configuration for this integration. I.e.: "https://hooks.slack.com/services/T00000000/B00000000/YYYYYYYYYYYYYYYYYYYYYYY"

https://hooks.slack.com/services/T00000000/B00000000/YYYYYYYYYYYYYYYYYYYYYYY

Channel • Channel to receive the message. eg.: "#plone-rulez"

#plone-users

Pretext This is optional text that appears above the message attachment block.

User logged in

Title • The title is displayed as larger, bold text near the top of a message attachment.

\$(user\_fullname) just logged in at \${portal\_title}

Title Link Link to be added to the title. I.e.: "\${absolute\_url}"

\$(absolute\_url)

Text • This is the main text in a message attachment.

Welcome to our friend \${user\_fullname}

Color Color of the message. Valid values are "good", "warning", "danger" or any hex color code (eg. #439FE0)

good

Icon Icon to be displayed on the message. eg.: "flag-br"

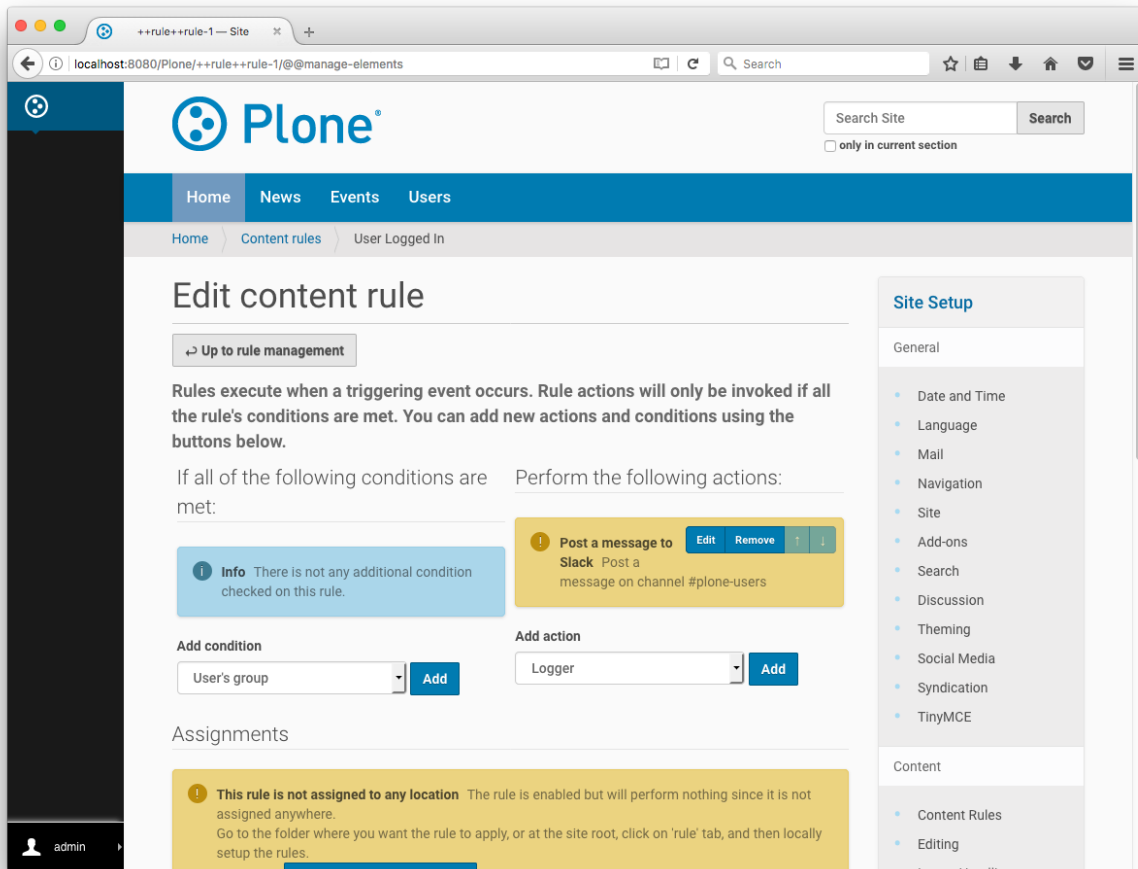
:flag-br:

Username • Name to be displayed as the author of this message.

Plone CMS

Fields Fields are added to the bottom of the Slack message like a small table. Please add one definition per line in the format: "title|value|Short", I.e.: "Review State|\$(review\_state\_title)|True"

User email|\$(user\_email)|False



**Plone CMS** APP 12:15 PM

Welcome to our friend Sebastião Salgado

User logged in

**Sebastião Salgado just logged in at Site**

User email

salgado@not-really-a-mail.com

## 1.3 Contributors

- Érico Andrei, ericof
- Rudá Porto, rudaporto
- Álvaro Hurtado Mochón, alvarohurtado84
- Yael Biran

## 1.4 Changelog

### 1.4.1 1.0.2 (unreleased)

- Nothing changed yet.

### 1.4.2 1.0.1 (2020-04-25)

- Fix “TypeError: expected string or bytes-like object” when one attribute of action is not set. [ericof]

### 1.4.3 1.0.0 (2019-11-28)

- Add Plone 5.2 / Python 3 support. [ericof]
- Drop Python 2.7 support. [ericof]

### 1.4.4 1.0.0a1 (2017-10-17)

- Initial release. [ericof]